



## (A) Listening

1) Look at the pictures. Listen and choose one picture: (10 Marks)


1-




2-



3-



4-



5-



2) Listen and circle the two correct pictures:

(10 Marks)


1-





10



2-



3-



4-



5-

3



## (B) Reading

3) Match the words with the pictures:

(10 Marks)

1- tree



2- apple

3- nut

4- fish

5- hand

6- door



4- Look at the picture. Read the words. Circle (Yes) or (No): (10 Marks)

1-It's a window.



(Yes)

(No)

2-It's a tree.



(Yes)

(No)

3-It's a door.



(Yes)

(No)

4-It's a hand.



(Yes)

(No)

5-It's a ball.




(Yes)

(No)

### (C) Writing

5- Look and write the words:


(5 Marks)




acr



lalb



act



nus

6- Copy the following sentence in good handwriting:

(5 Marks)

This is my school.

*With my best wishes*

رقم المراقبة

الاسم : .....

رقم الجلوس : .....

المدرسة : .....

Minia Governorate

English Language

Dirmawas Directorate

2<sup>nd</sup> Year Primary Examination

Primary Schools

Second session, July, 2011

Time: 1½ hours

لاحظ : الامتحان مكون من ثلاث صفحات عدا الغلاف.

Question	Mark	Marker	Reviser
1	10		
2	10		
3	10		
4	10		
5	5		
6	5		
Total	50		

رقم المراقبة